

# *It's a Numbers Game: The Value of eDiscovery Metrics*

Beth Patterson *Allens*  
Browning Marean *DLA Piper*  
Florinda Baldrige *Norton Rose Fulbright*  
Bill Belt *Deloittes*

23 August 2013

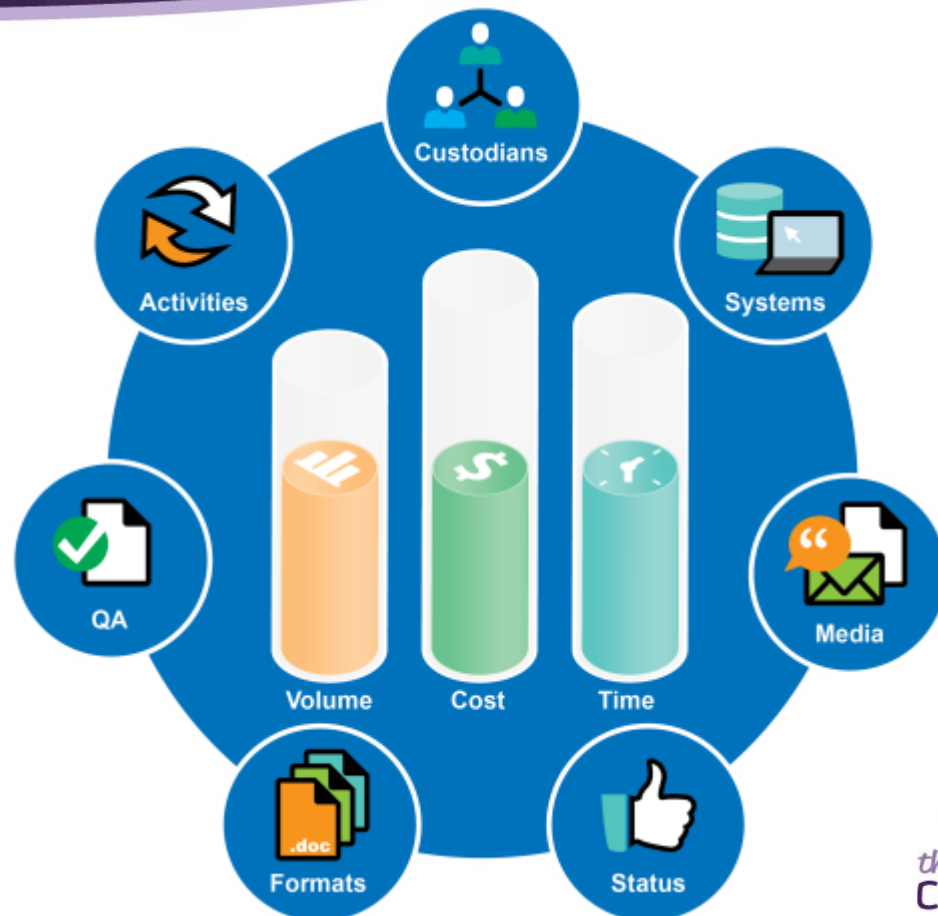


# Overview

- ◆ What are eDiscovery Metrics?
- ◆ Why Use eDiscovery Metrics?
- ◆ What Metrics Matter Most?
- ◆ Collecting Data: Practical Tips
- ◆ Useful Tools
- ◆ Key Takeaways

# What are eDiscovery Metrics?

*Effective means of measuring the **volumes, cost & time** associated with e-discovery activities*

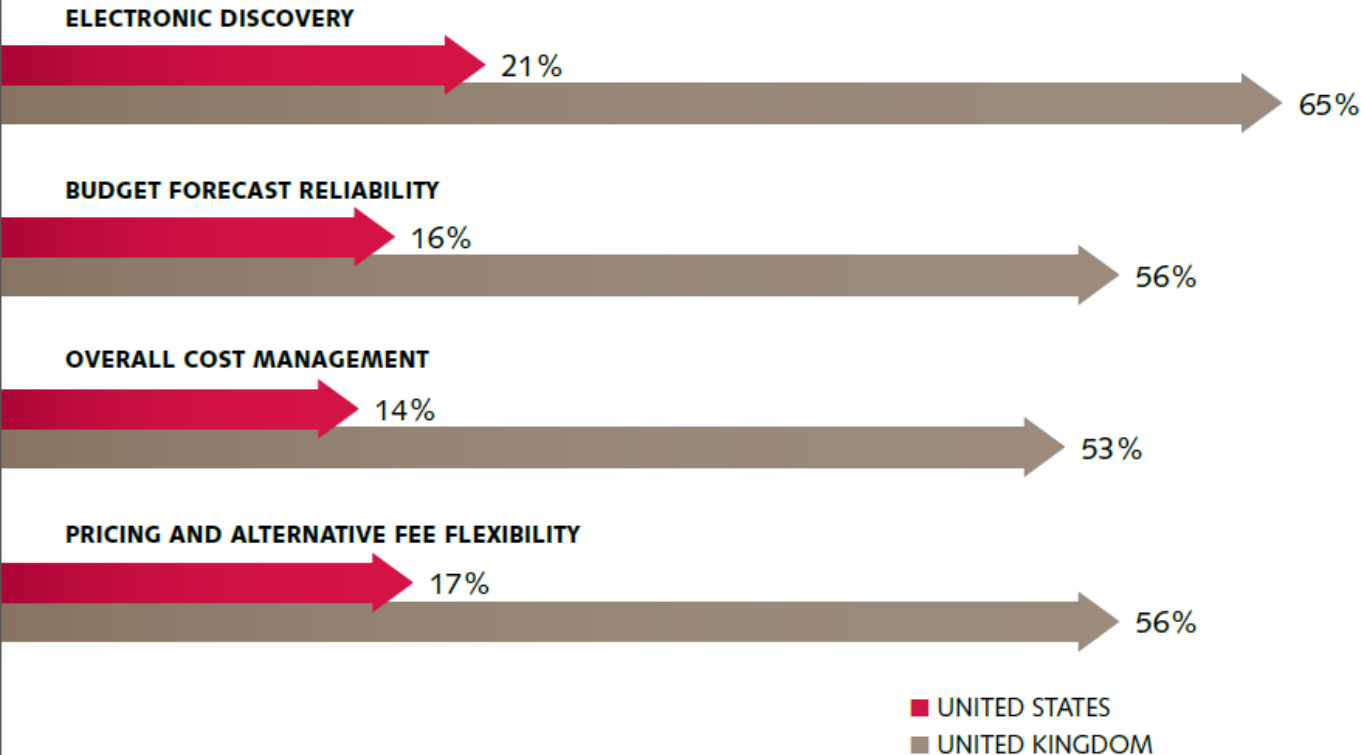


# Why Use eDiscovery Metrics?



# What Clients Want

## SATISFACTION WITH OUTSIDE COUNSEL (COMPLETELY SATISFIED OR VERY SATISFIED, BY COUNTRY)



Respondents were asked to indicate their levels of satisfaction/dissatisfaction with how well outside counsel meet their litigation needs in a variety of areas.

The chart indicates responses by country of residence in four key areas, and in all four, the figures are lower than they were in last year's survey.

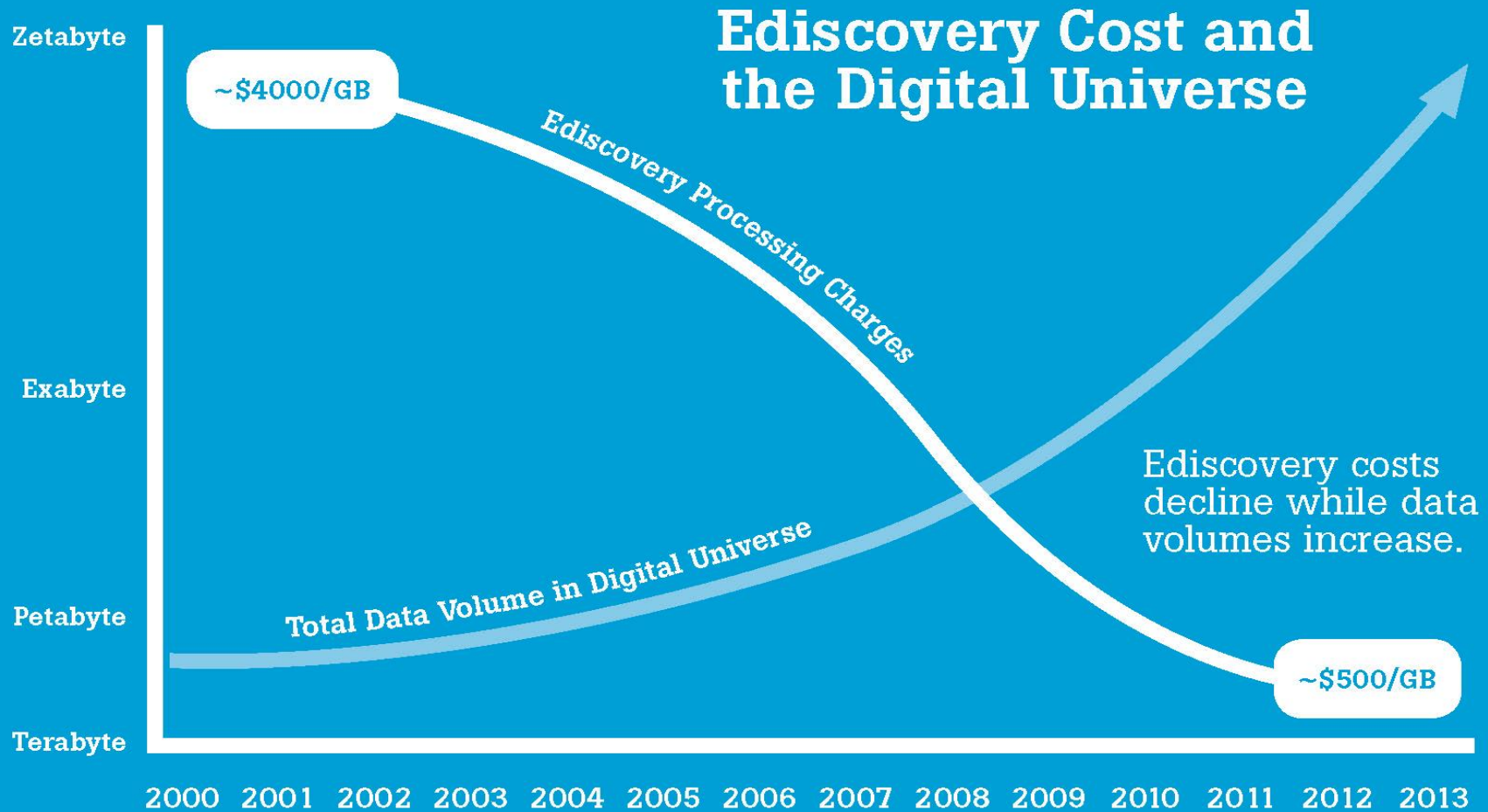
# The Value of Metrics

- ◆ Drive down costs & make cost savings more apparent
- ◆ More accurate budgeting
- ◆ Manage client expectations up front
- ◆ Quality control and vendor management
- ◆ 26f conference - be prepared
- ◆ Proportionality arguments

# What Metrics Matter Most?



# Volume = Cost





# Collection, Processing, ECA

## METRICS

- ◆ Volume per custodian
- ◆ Cost per custodian
- ◆ Files per GB
- ◆ De-dupe / DeNIST rate
- ◆ Search term culling rates
- ◆ TAR metrics
- ◆ Hosting rates

## BUDGET

### 1. ESI Collection

# Custodians	10
Avg. GB/Custodian	3 Estimated; Adjust after collection
Total Custodian GB	30
Est. Network GB	20
Est. Other ESI Sources in GB	20 Possession, Custody, Control, Cloud
Total GB Collected	70
Est. Files per GB	3,500 Adjust after collection
Total ESI Files	245,000 Adjust after collection
Collection Costs per Custodian	\$5,000 Assume \$500/Custodian
Network/ Other Collection Costs	\$5,000 Hourly Charges between \$75 -100
<b>Total Collection Costs</b>	<b>\$10,000</b>

### 2. ESI Processing Costs

	Note - Wide variability of pricing among 70 vendors
Total GB Collected	70 vendors
Processing Fees/GB	\$300 Assume \$300/GB
<b>Total Processing Fees</b>	<b>\$21,000</b>
Total ESI Files	245,000
DeNIST/DeDuplicate % Reduction	0.7 Assume 30% Reduction
# Files Loaded to Review Tool	171,500

### 3. Early Data Assessment

Costs for EDA Tool	\$25,000 Tool/Vendor Specific
Attorney time to train and use EDA Tool	\$5,250 Assume \$350/Hour for Attorney
<b>Total Cost of EDA</b>	<b>\$30,250</b>
Percentage of Files Deemed Relevant	0.4
File Count to Review Platform	76,100

# Review

## METRICS

- ◆ Docs reviewed per hour
- ◆ Relevance rate
- ◆ Privilege rate
- ◆ QC rate
- ◆ Supervision  
# law firm lawyers per  
# contract reviewers

## BUDGET

### 4. Phase 1 Review

Total Files to Review	76,100
Attorney review rate (Files/Hour)	60
Attorney hours needed to complete review	1,268
Cost per hour of attorney review	\$65
Review attorney cost of Phase 1 review	\$82,442
Supervisor/Project Manager (~10% Rev Atty Cost)	\$8,244
<b>Total Cost Phase 1 Review</b>	<b>\$90,686</b>
Estimated # Responsive Files	68,490 Assume 90% if EDA Tool Used

### Phase 2 Review

Yield from Phase 1 Review	68,490
Files to be Reviewed in Phase 2	6,849 Assume 10% of Phase 1 Yield
Attorney review rate (Files/Hour)	100
Attorney hours needed to complete review	68
Cost per hour of attorney review	\$150
Review attorney cost of Phase 2 review	\$10,274
Supervisor/Project Manager (~10% Rev Atty Cost)	\$1,027
<b>Total Cost of Phase 2 Review</b>	<b>\$11,301</b>

# Privilege Review, Production

## METRICS

- ◆ Files per hour
- ◆ Privilege rate
- ◆ Privilege QC rate
- ◆ % Docs redacted
- ◆ # Docs produced
- ◆ # Docs opponent produced
- ◆ Total cost per file reviewed
- ◆ Total cost per custodian

## BUDGET

### 5. Production

# Files to be Produced	61,641	Assume 90% of Phase 1 Yield
Cost per file	\$0.10	Assume \$0.10

<b>Total Costs of Production</b>	<b>\$6,164</b>
----------------------------------	----------------

### 6. Privilege Review

	Assume 10% of Responsive
Privileged Documents to be Logged	6,164 Files
Logging Pace Files/hr	10
Logging Hours Needed	616
Hours/day	8
Logging days needed	77
Loggers (Staff attorneys)	10
Project Days needed	8
Avg Hourly Billing Rate	\$100
<b>Cost of Privilege Review</b>	<b>\$61,641</b>

### 7. Review of Opposition's Production

Assume Equal Amount of Data Received as Produced	61,641
Attorney review rate (Files/hr)	100
Attorney hours needed to complete review	616
Cost per hour of attorney review	\$100
<b>Review attorney cost</b>	<b>\$61,641</b>

# Collecting Data: Practical Tips

- ◆ *Good enough is perfect*
- ◆ *Use metrics as indicators*
- ◆ Identify trends over time
- ◆ Ask vendors for reports
  - ◆ Standard reports per case
  - ◆ Cumulative reports per quarter/year



© Scott Adams, Inc./Dist. by UFS, Inc.

# Example: Vendor Metric Report

KIERSTED TRUE REVIEW

Overview

Review By Day

Review Rate

Review Duration

Individual Analysis

Overturn Analysis

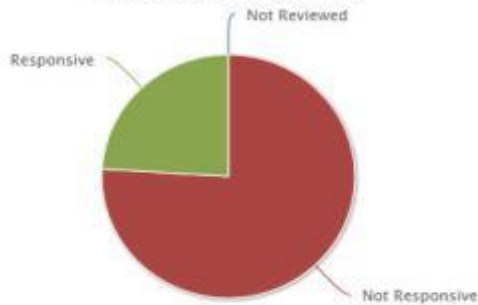
Settings

Overview as of 01/13/2012

Batch Set: Custodian First Pass  
Docs Remaining to Review: 1

Est Completion Date: 07/05

Review Counts Overview

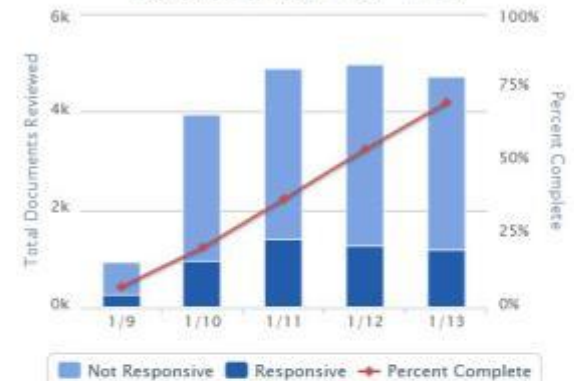


Not Reviewed Not Responsive Responsive

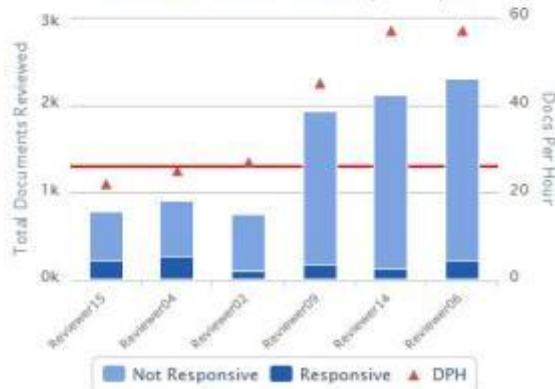
Calculator

Documents	1
Reviewers	15
DPH	35
Hours Per Day	8
Avg. Hourly Rate	\$95
Days to Complete	0
Estimated Cost	\$3

Reviewed By Day : 1/6 - 1/13

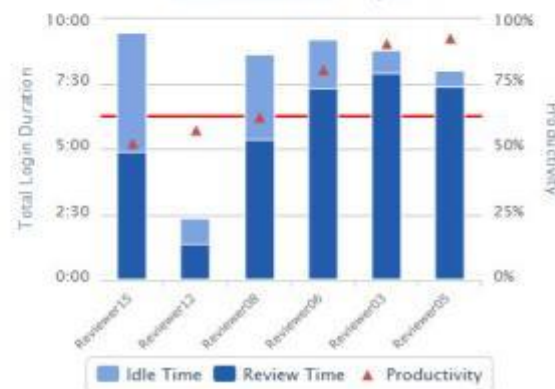


Individual Review Rate : 1/9 - 1/13



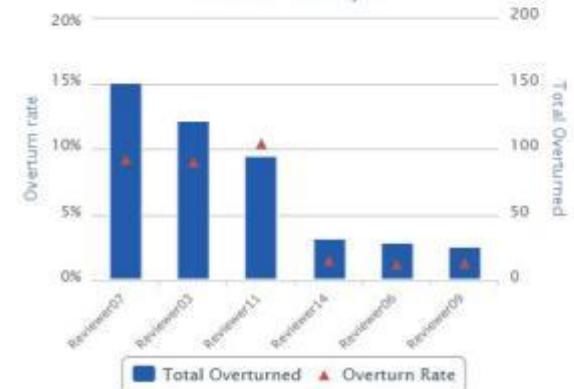
Not Responsive Responsive DPH

Review Duration : 1/13



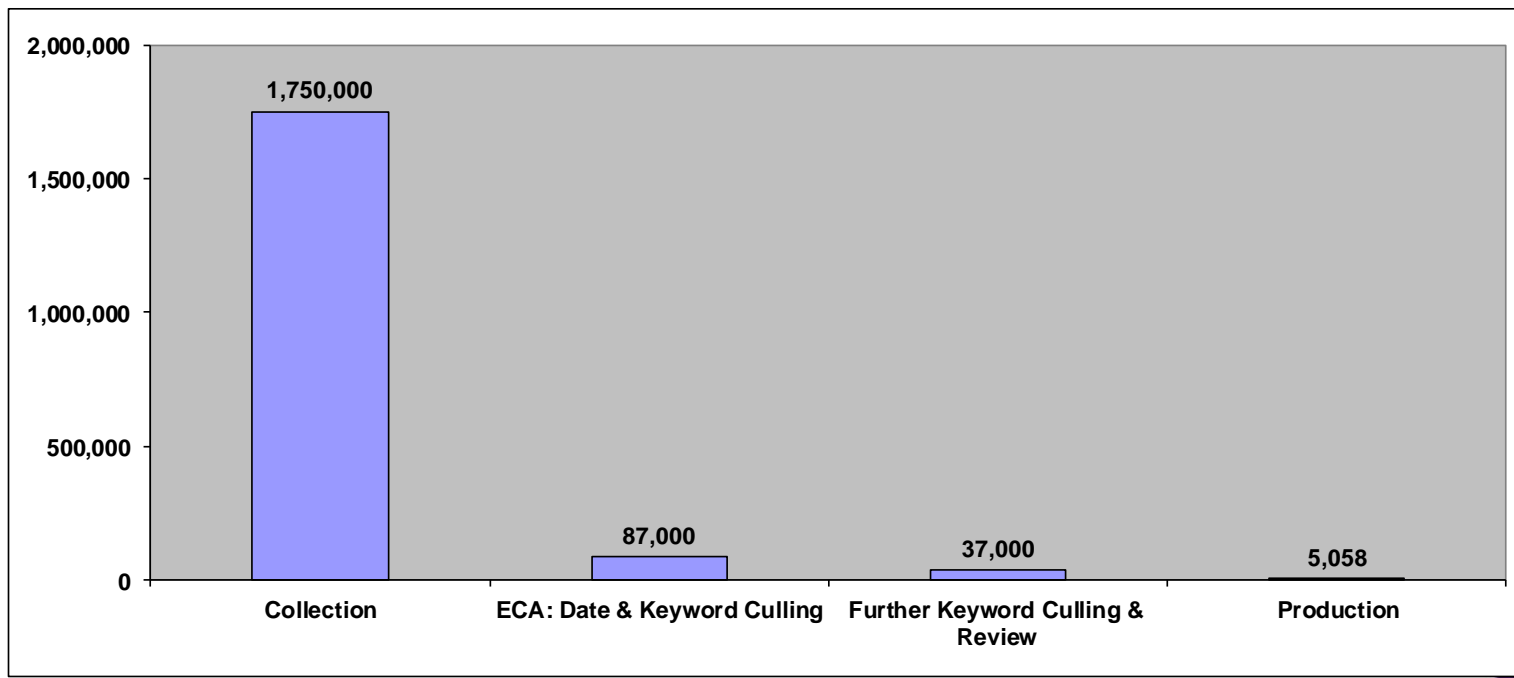
Idle Time Review Time Productivity

Overturn Analysis



Total Overturned Overturn Rate

# Example: Client Metric Report



Reduction of approx 97.9%

# Useful Tools

## ◆ EDRM Metrics

Metrics project - [www.edrm.net/projects/metrics](http://www.edrm.net/projects/metrics)

EDRM Case Study - [www.edrm.net/resources/standards/edrm-metrics/edrm-metrics-case-study](http://www.edrm.net/resources/standards/edrm-metrics/edrm-metrics-case-study)

## ◆ DOJ 2011 Questionnaire

[http://webcache.googleusercontent.com/search?q=cache:SrLlfx13lukJ:www.justice.gov/atr/public/electronic\\_discovery/269110.docx+Questionnaire+on+Electronically+Stored+Information+March+17+2011&cd=1&hl=en&ct=clnk&gl=au](http://webcache.googleusercontent.com/search?q=cache:SrLlfx13lukJ:www.justice.gov/atr/public/electronic_discovery/269110.docx+Questionnaire+on+Electronically+Stored+Information+March+17+2011&cd=1&hl=en&ct=clnk&gl=au)

## ◆ LEDES (Legal Electronic Data Exchange Standard) UTBMS (Uniform Task Based Management System) Codes - [www.utbms.com/](http://www.utbms.com/)

## ◆ UTBMS code set for eDiscovery - [www.edrm.net/projects/metrics/utbms](http://www.edrm.net/projects/metrics/utbms)



# Key Takeaways

